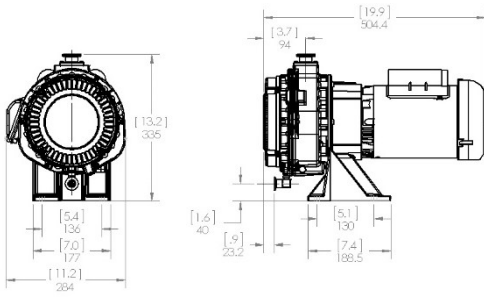
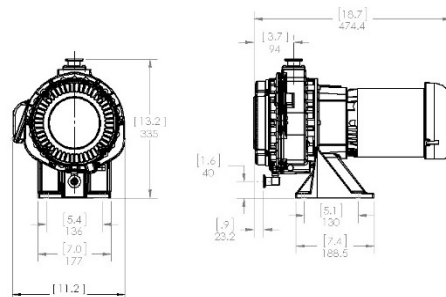


# Specifications

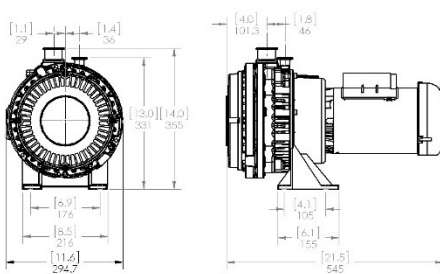
Model		ISP-250E-SV-UL	ISP-250E-TV-UL	ISP-500C-SV-UL	ISP-500C-TV-UL
Pumping speed	L/min	300		600	
	(CFM)	(10.6)		(21.2)	
Ultimate Pressure	Pa	1.6		1	
	(Torr)	$(1.2 \times 10^{-2})$		$(7.5 \times 10^{-3})$	
Motor output	kW	0.56		0.75	
Voltage	V	115/208-230	230/460	115/208-230	230/460
Phase		Single	Three	Single	Three
Leak tightness	$\text{Pa} \cdot \text{m}^3/\text{s}$	$1.0 \times 10^{-7}$		$1.0 \times 10^{-5}$	
Ambient temperature	$^{\circ}\text{C}$	5 to 40			
	$(^{\circ}\text{F})$	(41 to 104)			
Weight	kg	32	33	41	42
	(lbs)	(68)	(71)	(89)	(91)
Inlet connection	—	NW25		NW40	
Outlet connection	—	NW16		NW25	
Dimension	mm	505 x 284 x 335	475 x 284 x 335	545 x 295 x 355	535 x 295 x 355
	(in)	(19.9 x 11.2 x 13.2)	(18.7 x 11.2 x 13.2)	(21.5 x 11.6 x 14.0)	(21.1 x 11.6 x 14.0)



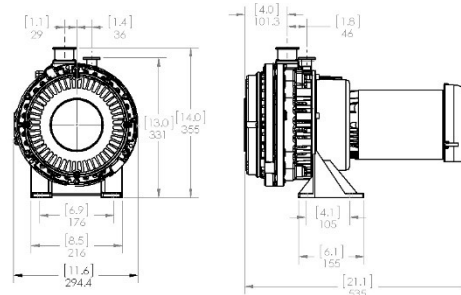
ISP-250E-SV-UL



ISP-250E-TV-UL



ISP-500E-SV-UL



ISP-500E-TV-UL

**ANEST IWATA Air Engineering, Inc.**

9525 Glades Drive West Chester, OH 45011 U.S.A.

TEL: 513-755-5130

FAX: 513-755-1889

Toll free: 800-440-0282

Email: [vacuuminquiry@anestiwata.com](mailto:vacuuminquiry@anestiwata.com)

[www.anestiwata.com](http://www.anestiwata.com)