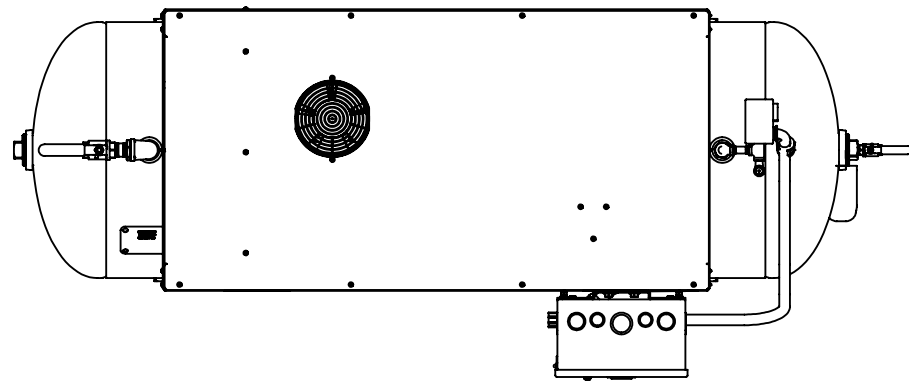


8 7 6 5 4 3 2 1

D



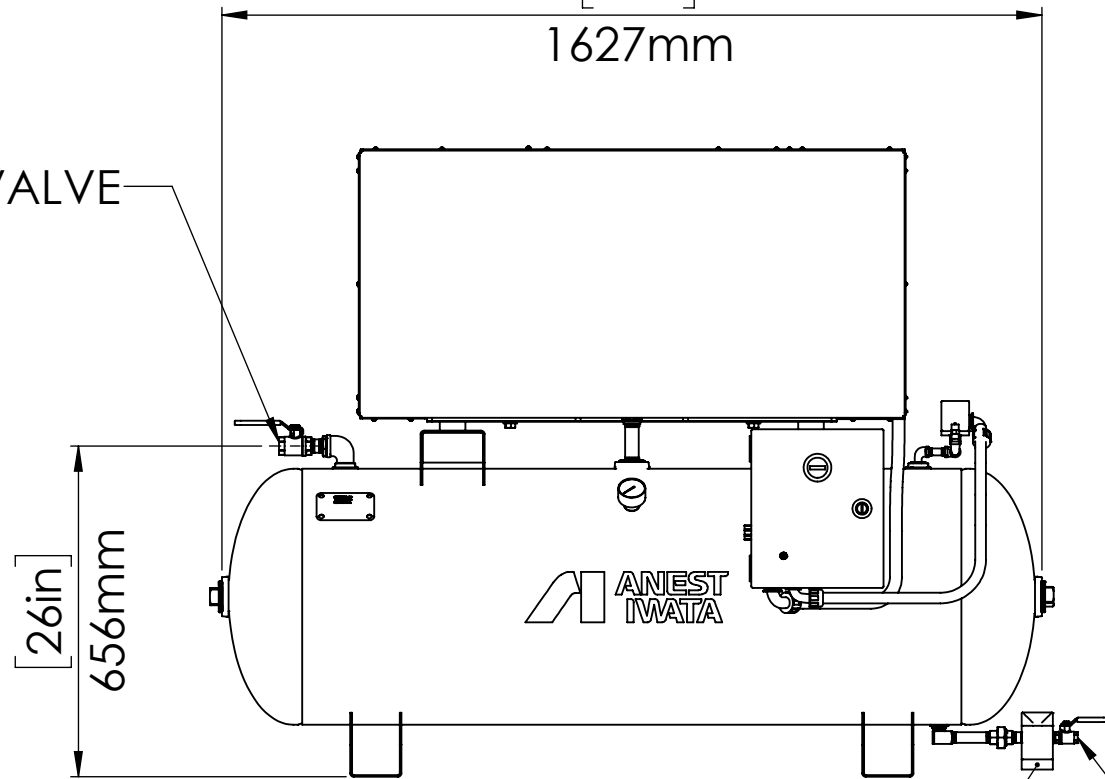
D

	SLTE-7.5-80
HORSEPOWER	7.5
OPERATING PRESSURE (PSI)	85-115
AIR DELIVERY (CFM)	22.6
CONTROL SYSTEM	MULTIPLE UNIT CONTROL - AUTO/START STOP
NOISE LEVEL (dB A)	75
AIR OUTLET (BALL VALVE)	3/4" NPT
OPERATING VOLTAGE	3 PHASE, 208-230/460V, 60 Hz
DIMENSIONS (L x W x H)	64" x 29" x 49"
APPROX. WT. (LBS.)	580

C

[64in]
1627mm

3/4" NPT
DISCHARGE VALVE



C

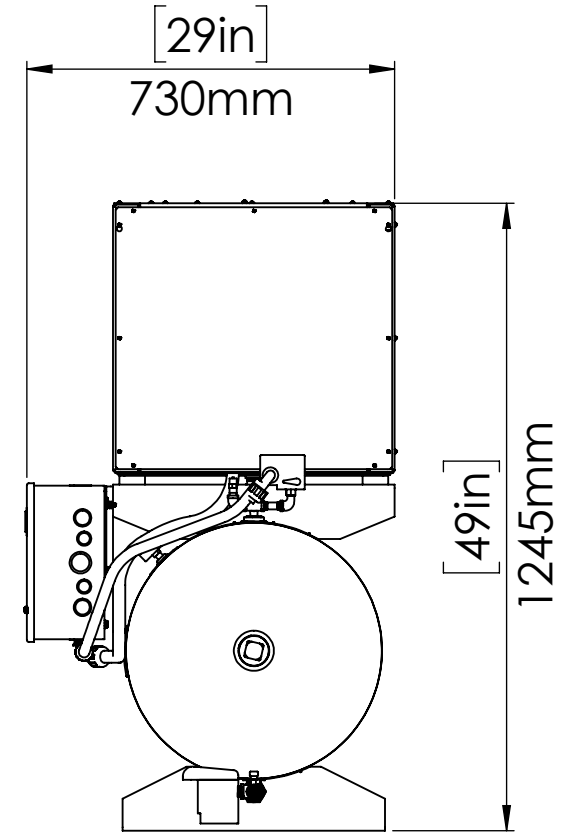
B

[26in]
656mm



1/4" NPT DRAIN VALVE

G 1/4", ϕ 8-10mm
AUTO DRAIN CONNECTION



B

A

- NOTES:
- 1) COMPRESSOR UNIT MUST BE INSTALLED IN A ROOM ON A FLAT FLOOR
 - 2) COMPRESSOR IS AN AIR COOLED UNIT - ROOM TEMPERATURE MUST NOT EXCEED 104 F
EXHAUST DUCTS OR VENTILATING FAN MUST BE INSTALLED IF ROOM TEMPERATURE EXCEEDS 104 F
 - 3) PROVIDE ADEQUATE SPACE DURING INSTALLATION FOR NECESSARY MAINTENANCE AND REPAIRS
ALLOW A MINIMUM OF 23.6" ON EACH SIDE AND 39.4" FROM TOP OF UNIT FROM WALLS
 - 4) CARE MUST BE TAKEN TO INSURE COMPRESSOR UNIT DOES NOT INTAKE HOT AIR OR DUST
 - 5) REFER TO INSTRUCTION MANUAL FOR ELECTRIC WIRING DIAGRAM
 - 6) SPEC IS SUBJECT TO CHANGE WITHOUT NOTICE

PROPRIETARY AND CONFIDENTIAL
THE INFORMATION CONTAINED IN THIS DRAWING IS THE SOLE PROPERTY OF ANEST IWATA. ANY REPRODUCTION IN PART OR AS A WHOLE WITHOUT THE WRITTEN PERMISSION OF ANEST IWATA IS PROHIBITED.

UNLESS OTHERWISE SPECIFIED:	NAME	DATE	
DIMENSIONS ARE SHOWN IN INCHES AND MILLIMETERS	DRAWN	AGH 4/13/20	
	CHECKED	AMM 4/14/20	
	ENG APPR.		
	MFG APPR.		
INTERPRET GEOMETRIC TOLERANCING PER:	Q.A.		TITLE: SLTE-7.5-80 OIL-FREE SCROLL UNIT TANK MOUNT COMPRESSOR
MATERIAL	COMMENTS:		
PART NO.			SIZE B DWG. NO. SLTE-7.5-80-R1 REV 1
DO NOT SCALE DRAWING			SCALE: 1:15 WEIGHT: SHEET 1 OF 1

A

8 7 6 5 4 3 2 1