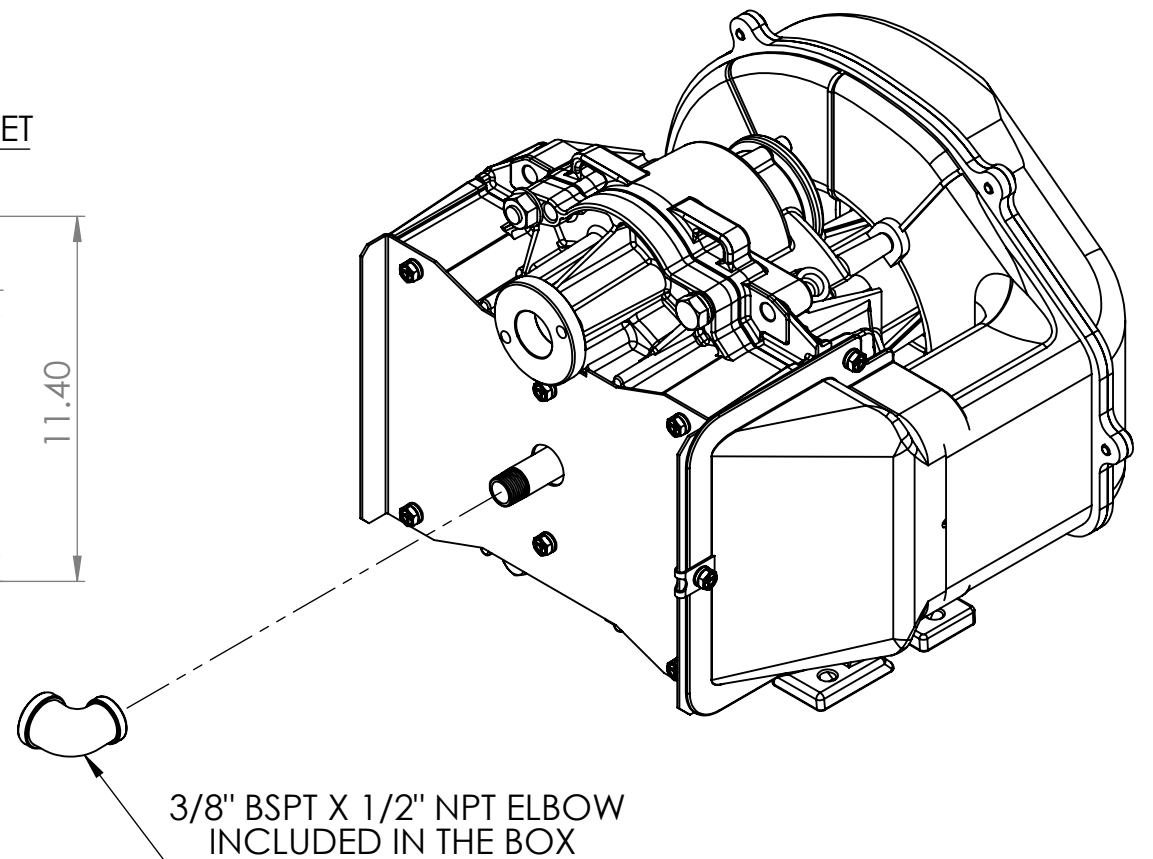
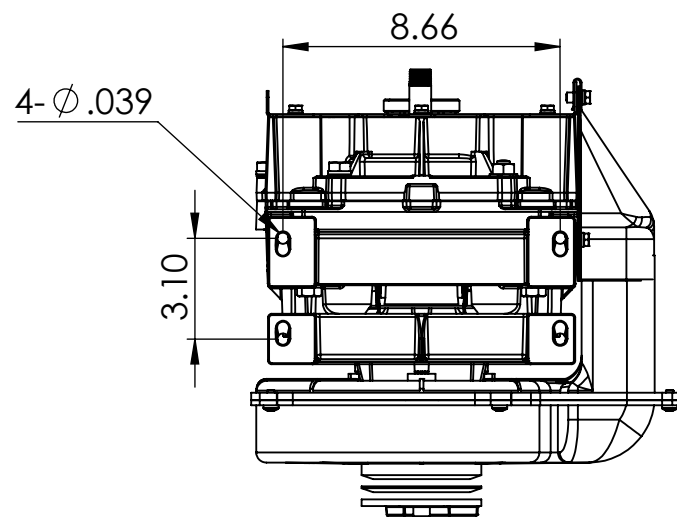
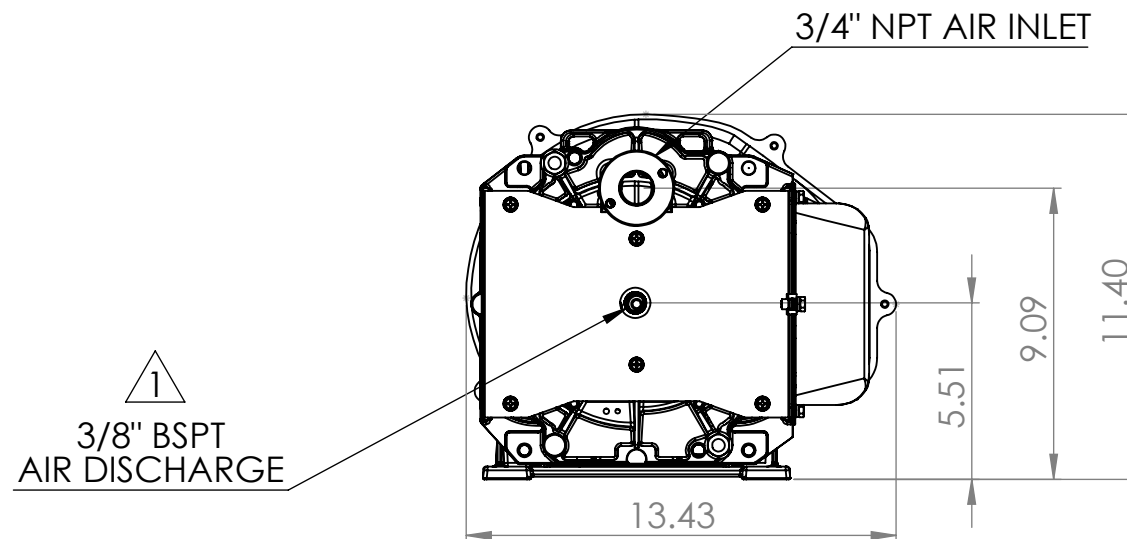
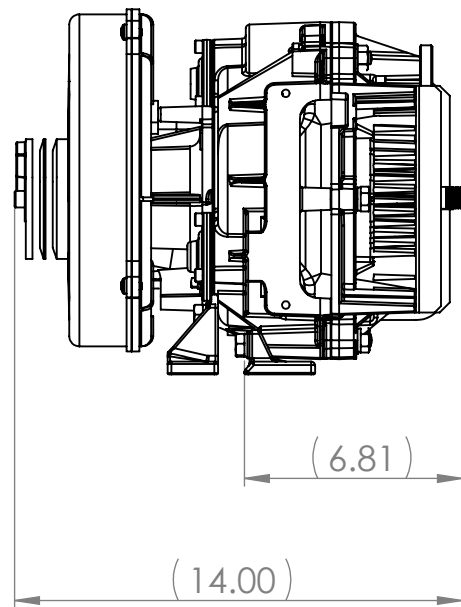
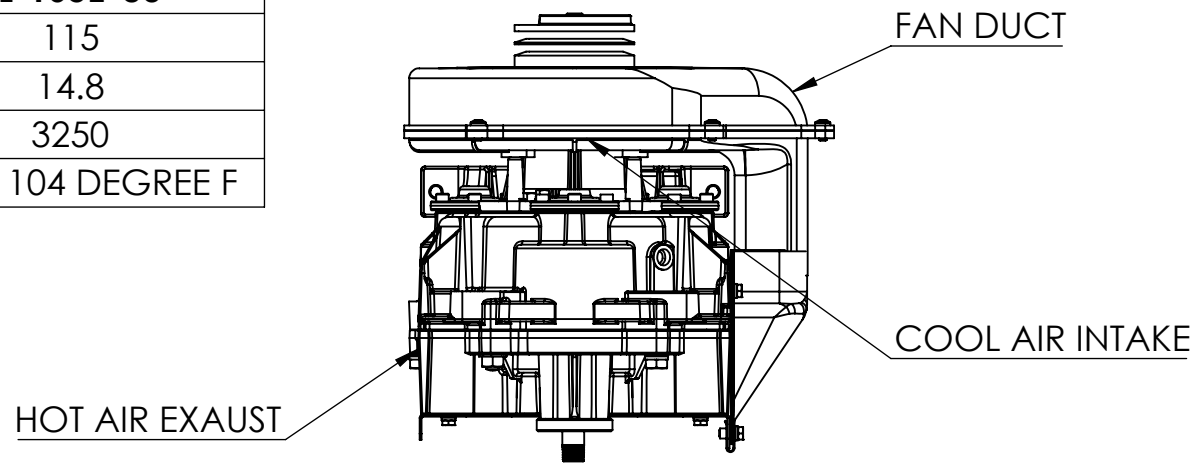


ITEM		SL-165E-US
MAX OPERATING PRESSURE	PSI	115
F.A.D.	CFM	14.8
MAX OPERATING RPM	RPM	3250
OPERATING TEMP		36 TO 104 DEGREE F



- NOTES:
- 1) COMPRESSOR PUMP MUST BE INSTALLED IN A UNIT ON A FLAT FLOOR
  - 2) COMPRESSOR IS AN AIR COOLED UNIT - ROOM TEMPERATURE MUST NOT EXCEED 104° F EXHAUST DUCTS OR VENTILATING FAN MUST BE INSTALLED IF ROOM TEMPERATURE EXCEEDS 104° F
  - 3) CARE MUST BE TAKEN TO INSURE COMPRESSOR UNIT DOES NOT INTAKE HOT AIR OR DUST
  - 4) SPEC IS SUBJECT TO CHANGE WITHOUT NOTICE

**PROPRIETARY AND CONFIDENTIAL**  
 THE INFORMATION CONTAINED IN THIS DRAWING IS THE SOLE PROPERTY OF ANEST IWATA. ANY REPRODUCTION IN PART OR AS A WHOLE WITHOUT THE WRITTEN PERMISSION OF ANEST IWATA IS PROHIBITED.

MATERIAL	ASS'Y
PART NO.	SL-165-US
DO NOT SCALE DRAWING	

NAME	DATE	ANEST IWATA Air Engineering Inc.		
DRAWN	SDR 8/11/20	<b>TITLE:</b> SL-165E-US OILESS SCROLL COMPRESSOR		
CHECKED	SDR 8/11/20			
ENG APPR.	T. DOI 8/11/20			
MFG APPR.	T. DOI 8/11/20			
Q.A.		SIZE	DWG. NO.	REV
COMMENTS:		<b>B</b>	SL-165E-US	<b>1</b>
		SCALE: 1:6	WEIGHT:	SHEET 1 OF 1